

Vertical PDU/Cable Management Rail



Product Information

The combination PDU / Vertical cable management rail provides added versatility for power and cable management. “Keyhole” cutouts allow for mounting of third party tool less PDU's.

Features

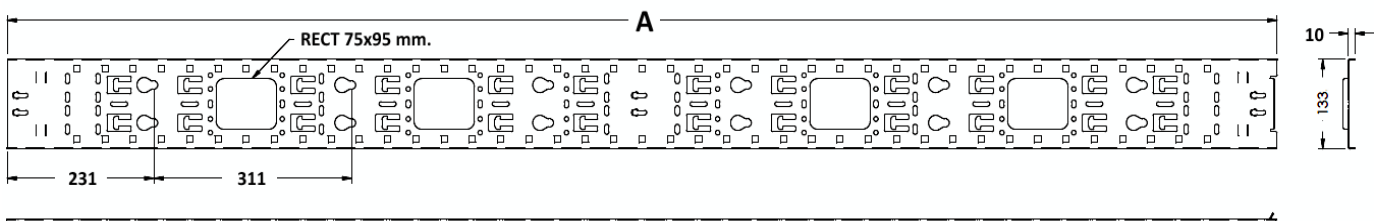
- Available in 42U, 45U and 47U height
- Standard width of 133 mm
- Multiple tie points for convenient organization of cables.
- Tear drop cutouts provide tool less mounting of many third party PDUs and other accessories.
- Ideal for high density cable applications.
- Large cutouts for cable routing.
- Quick and easy installation.
- RoHS compliant
- Conforms to ASTM D610-01 and ASTM B117 (500 hours salt spray test)

Materials/Finish

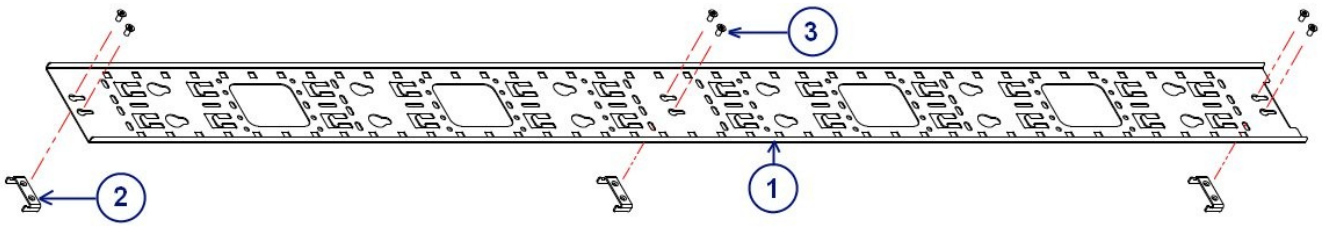
- High grade cold rolled steel.
- Powder coat finish preceded by 5 stage iron phosphate pre treatment.
- Standard color is low gloss black. Special colors upon request.

Part Code	Description	“A”
VPRW42BLK	Vertical PDU/Cable Management Rail 42U Black	1863
VPRW45BLK	Vertical PDU/Cable Management Rail 45U Black	1997
VPRW47BLK	Vertical PDU/Cable Management Rail 47U Black	2086

Dimensions



Parts List



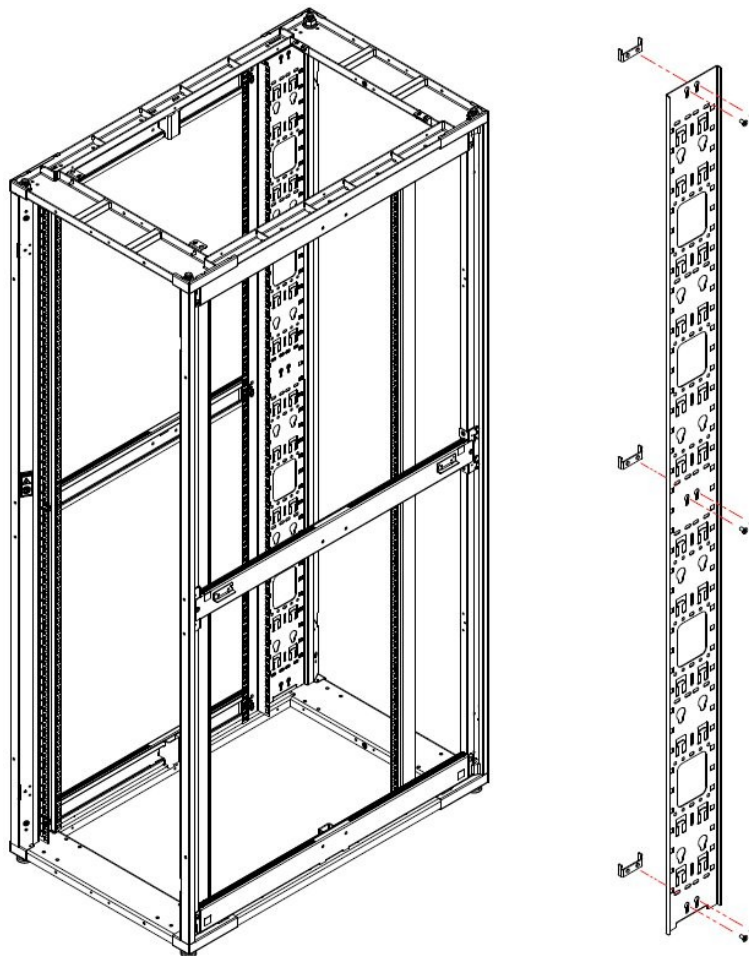
Description	Quantity
1. Vertical PDU/ Cable Management Rail	1 piece
2. Post Clamp	3 pieces
3. Flat Head Screw M6x12 T-30	6 pieces

Installation

1. Lift assembled Vertical PDU/Cable management rail up then hang to top, bottom post mounting channel and Middle side brace.

2. Use Torx screw driver T-30 insert tip into Flat head T-30 M6 screw at upper PDU vertical cable management then slide screw driver up until post clamp were firmly engaged with upper side of top, middle and bottom side brace.

3. Tighten 6 of T-30 M6 screw with torque 45-50 inch lbs.



Note : Torque 40-50 in lbs

