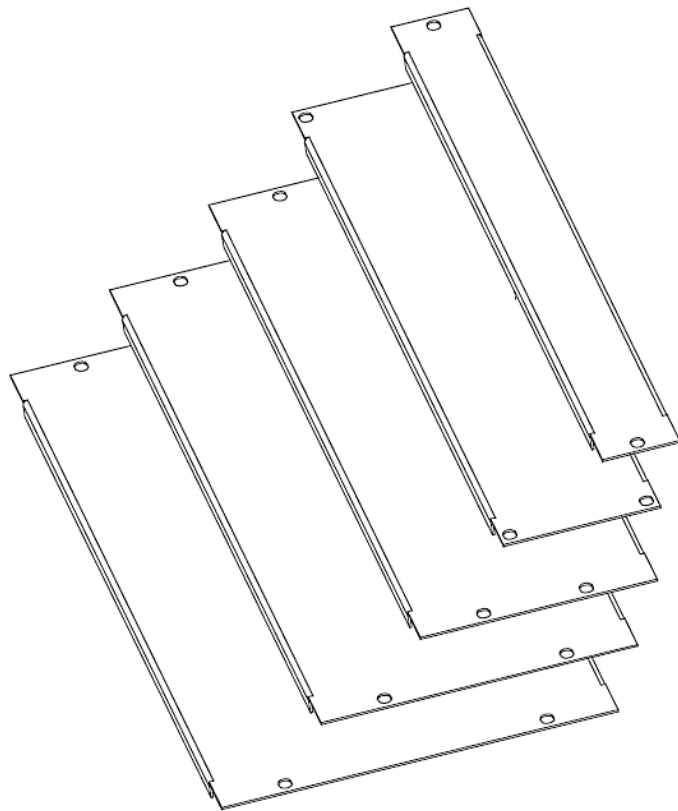


# 19" Filler Panel



## Product Information

A frequently overlooked component in air flow management, blank or filler panels allow you to close up unused U space. This forces incoming cool air to pass through active components with pull fans already installed in your cabinet. It also blocks the hot air from the rear side to mix up the cool air at the front side.

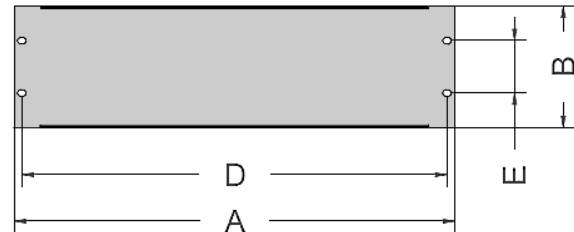
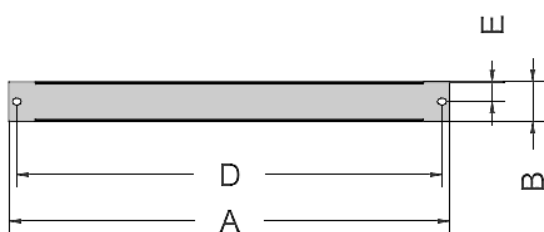
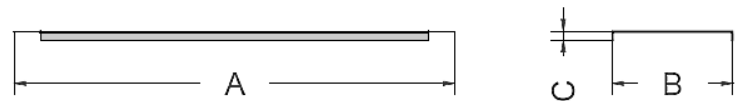
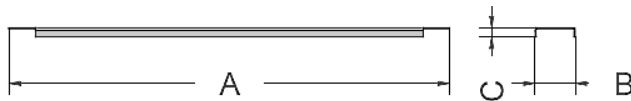
## Features

- EIA 310E 19" Standard
- Easy to install to the front of the 19" rail
- Available in 1U through 5U
- RoHS compliant
- Conforms to ASTM D610-01 and ASTM B117 (500 hours salt spray test)

## Materials/Finish

- High grade cold rolled steel 1.2 mm thickness.
- Powder coat finish preceded by 5 stage iron phosphate pre treatment.
- Standard color is low gloss black. Special colors upon request.

## Dimensions



Filler Panel 1U

Filler Panel 2U – 5U

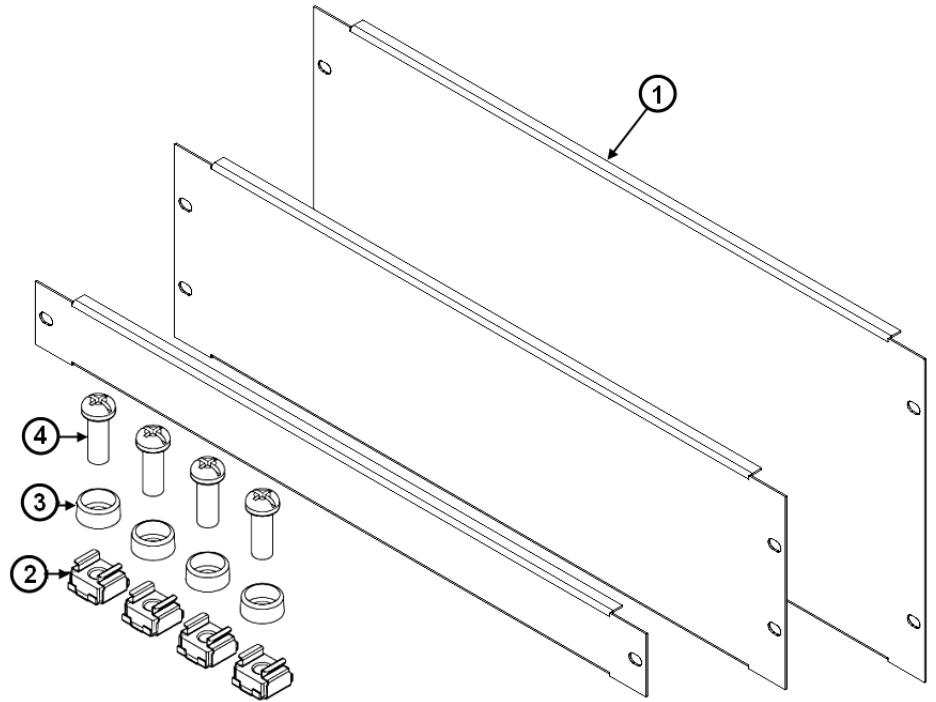
Part Code	Description	A	B	C	D	E
PBLS1UBLK	Filler Panel 1U Steel Black	483	44	10	466	22
PBLS2UBLK	Filler Panel 2U Steel Black	483	88	10	466	76
PBLS3UBLK	Filler Panel 3U Steel Black	483	133	10	466	57
PBLS4UBLK	Filler Panel 4U Steel Black	483	177	10	466	102
PBLS5UBLK	Filler Panel 5U Steel Black	483	222	10	466	146



## Parts List

Description	Quantity
1. Filler Panel 1U-5U	1 piece
2. Cage Nut M6	4 pieces
3. Plastic Cup Washer M6	4 pieces
4. Phillips Screw M6x16	4 pieces

**Note :** Filler Panel 1U,  
included hardware only 2 of each.



## Installation

1. Install Cage nut into proper hole at desired “U” number on 19” mounting rail.

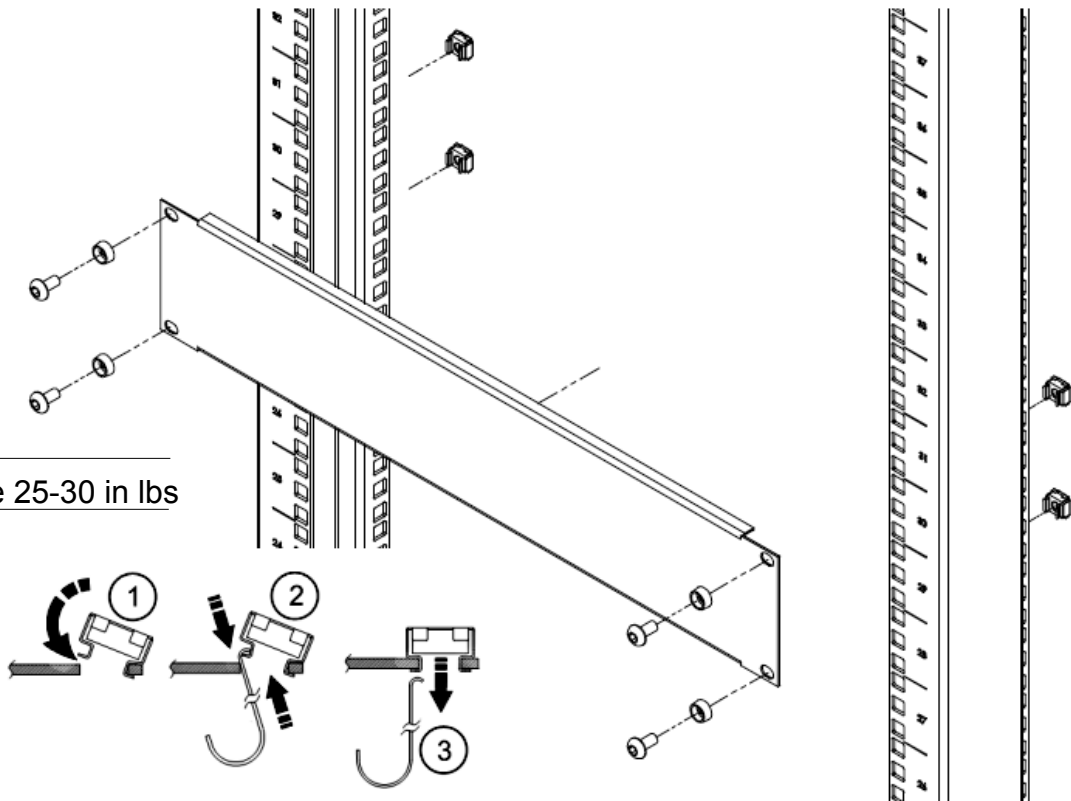
**Note :** 1U needs only 2 cage nut the other “U” number need 4 cage nut.

2. Put Filler Panel Plate on the front side of mounting rail

3. Insert Phillips screw M6x16 T-30 into plastic cup washer M6 then fix these screw and plastic cup washer with Filler Panel Plate to 19” mounting rail.

4. Repeat step 3 until all screws were installed.

5. Align the Filler Panel in horizontal level then tighten screw with torque 25-30 in lb.



**Note :** Torque 25-30 in lbs

