

Arion PDU : Intelligent Power Distribution Monitored PDU Series

Product Information

Cheval's new PDU line of power distribution units provides PDU level monitoring with on board "intelligent" option for remote monitoring and control.

Features

- Four banks of 6 IEC 60320F C13 outlets
- Hot Swap multi function LCD display shows real time Voltage, Current and Frequency.
- Readout can flip 180 deg. for easy viewing.
- High precision hydraulic magnetic circuit breaker.
- Two current transformers improve power management.
- On board "intelligent" options only require connection to Arion PDU Server (sold separately).
- Anti trip guard
- Zero U mounts directly to Arion racks

Specifications

- Single phase : 220 VAC 32 Amp
- Display AC voltage : 100-240 volts
- Display AC current : 0-32 Amperes
- Display line frequency : 47-60Hz.
- Maximum 10 ampere current rating per individual outlet.
- Maximum 15 ampere current rating per bank of 6 outlets
- RoHS compliant
- Low gloss dark gray powder coat finish

Expansion/Options

The Arion PDU contains built in communication support via an RJ45 jack to our Arion PDU Server. The server transforms the PDU into an intelligent PDU supporting these critical functions:

- Remote monitoring and output control
- Temperature & humidity sensor
- Event alerts through SMS and Email
- SNMP support
- User configurable alarm settings

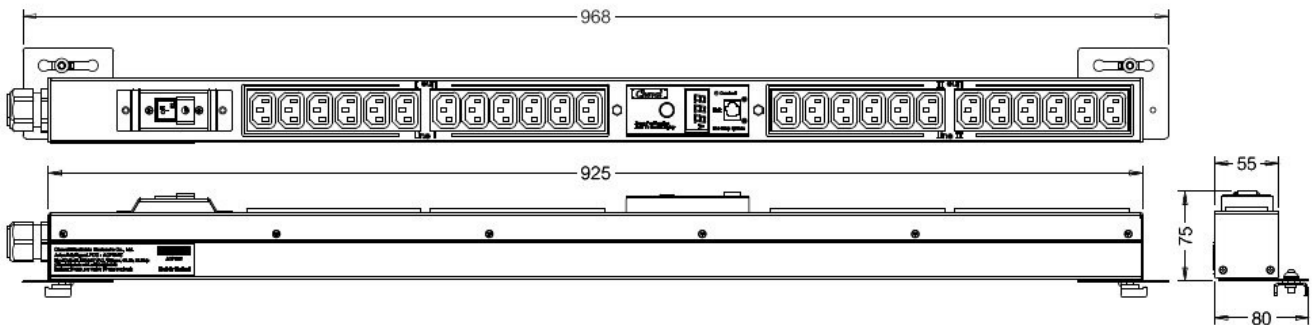
Please see our Arion PDU Server product information for full details.



Part Code	DESCRIPTION
ACPN115	Arion PDU, non monitored, 32 amp, 24 x C13 outlets
ACPI215	Arion Monitored PDU, 32 amp, 24 x C13 outlets

Note : To utilize remote monitoring, Arion PDU Server is required.

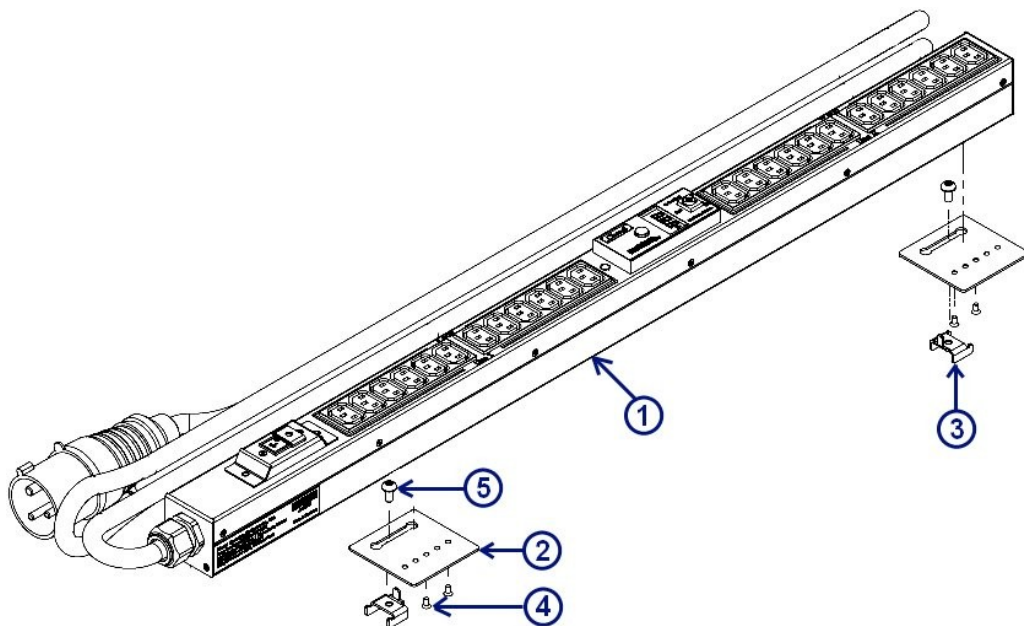
Dimensions



Note : dimension are in mm.

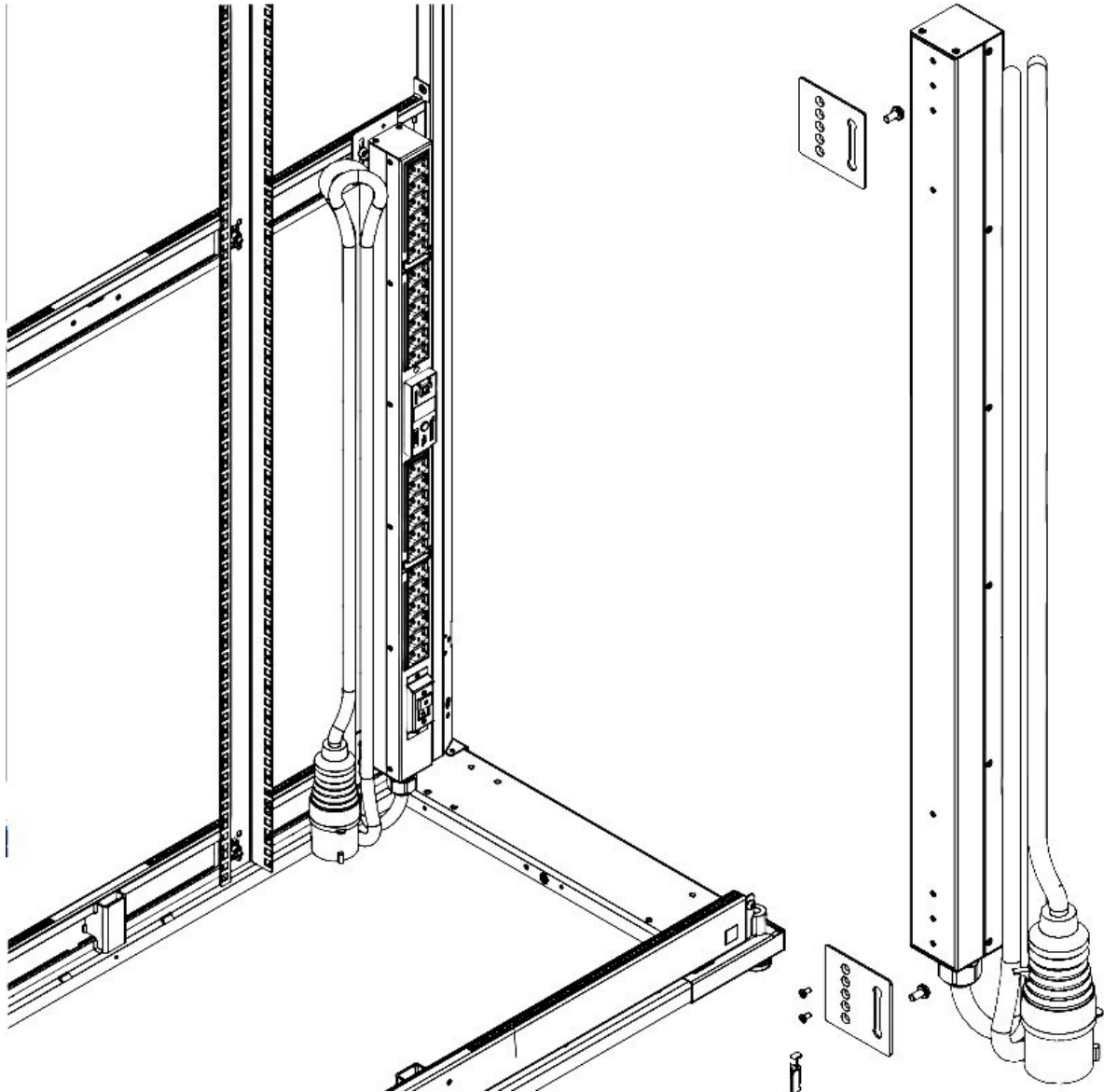
Part List

Item	Quantity
1. Intelligent PDU 24 Outlet C13	1 piece
2. PDU Fixing Plate	2 pieces
3. Post Clamp Bracket	2 pieces
4. Flat Head Screw M4x8	4 pieces
5. Pan Head Screw M6x16	2 pieces



Installation for Arion Rack

1. Install PDU fixing plate at bottom on both side of PDU with two Phillips flat head screw M4x8.
2. Install Post Clamp Bracket to PDU fixing plate with M6 screw.
3. Fix Smart PDU to Arion rack as shown below then slide upper Post clamp bracket up and slide lower Post clamp down until they stop.
4. Tighten two of M6 screw with torque 70 inch lbs to complete installation.



Note : Torque 25 in lbs for M4x8
70 in lbs for M6x16

