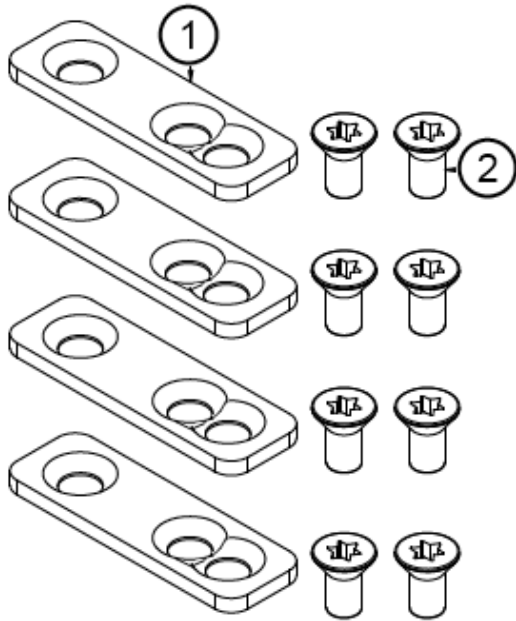


## Baying Kit for Arion Rack Product Information



Use Baying kit to join two or more Arion Racks together.

### Features

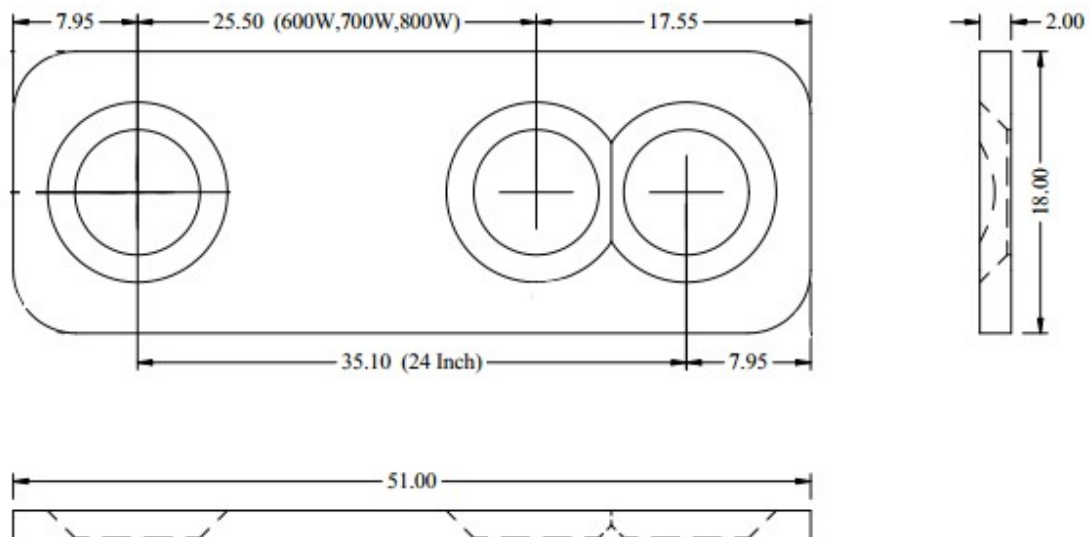
- Two locating holes for 600 mm or 24" centers depending on floor layout.
- Bays at front and rear frame
- Lines up the rack
- Improves rack stability
- ROHS compliant
- Conforms to ASTM D610-01 and ASTM B117 (500 hours salt spray test)

### Materials/Finish

- High grade cold rolled steel 2.00 mm thickness.
- Powder coat finish preceded by 5 stage iron phosphate pre treatment.
- Standard color is low gloss black.

Part Code	Description
BAYKITABLK	Arion Baying Kit (set of 4) Black

### Dimensions

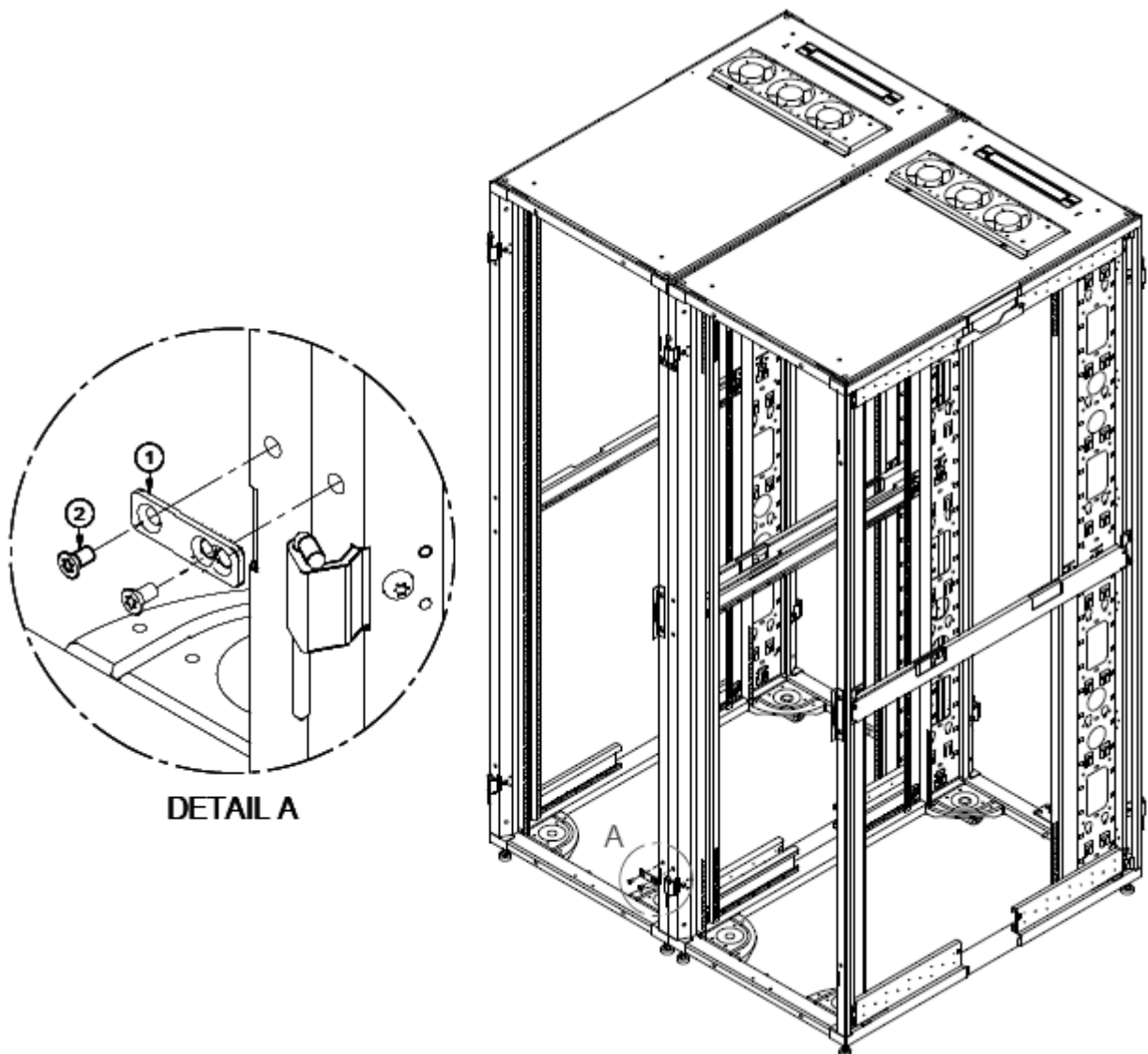


## Parts List

Description	Quantity
Baying Bracket	4 pieces
2. Flat Head screw M6x12 T30	8 pieces

## Installation

1. Level racks so that baying bracket holes are aligned.
2. Select which hole, 600 mm or 24" is needed.
3. Using T-30 Torx wrench or screw driver, install the baying bracket with screw as shown.
4. Repeat for all four brackets.



**Note :** Torque 45-50 in lbs

