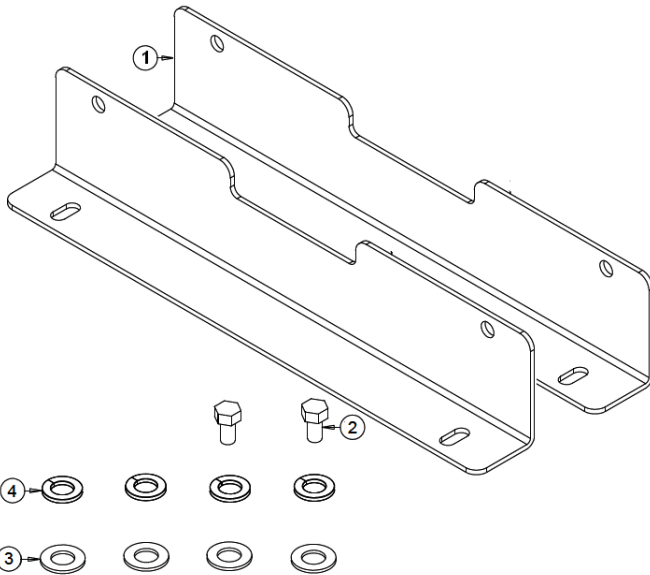


Bolt Down Kit

Product Information



Bolt down kit is used to secure the cabinet from tipping over during operations or maintenance of equipment. It also secures an assembled rack to the pallet during transportation.

Features

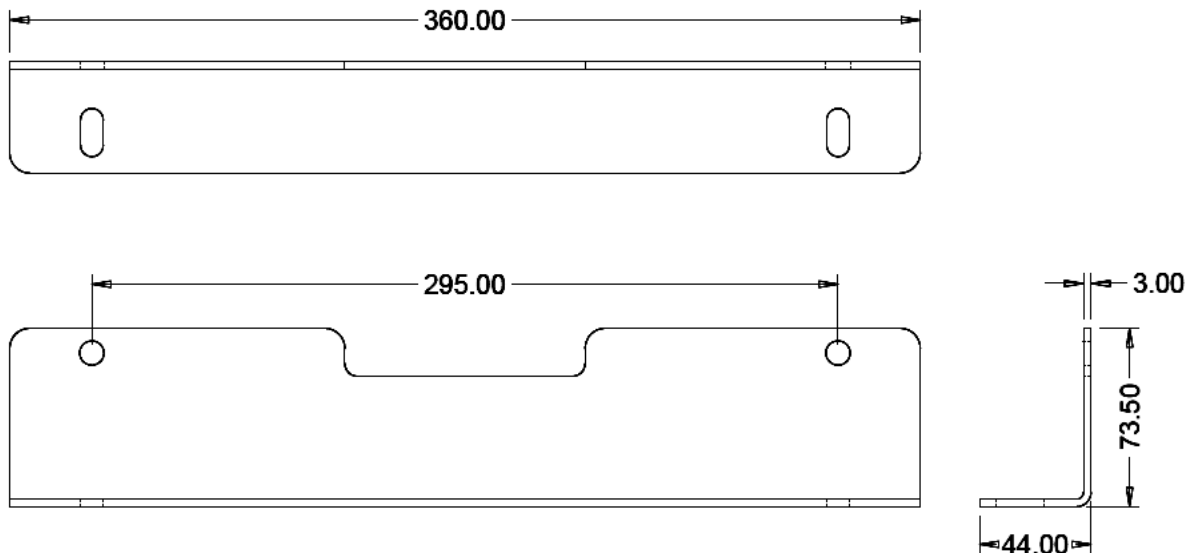
- Anti tip over
- Installs on any floor
- RoHS compliant
- Conforms to ASTM D610-01 and ASTM B117 (500 hours salt spray test)

Materials/Finish

- High grade hot rolled steel 3.0 mm thickness.
- Powder coat finish preceded by 5 stage iron phosphate pre treatment.
- Standard color is low gloss textured black.
- Floor anchoring hardware not included

Part Code	Description
ABLTDNBLK	Arion Bolt Down Kit (set of 2) Black

Dimensions



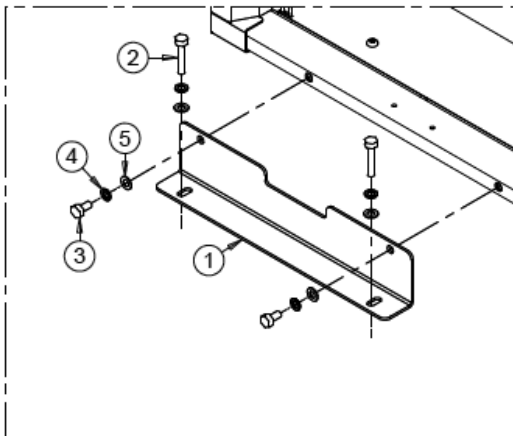
Parts List

Description	Quantity	Note Floor anchoring hardware not included
1. Bolt down bracket	2 pieces	
2. Hex screw M8x15	4 pieces	
3. Flat washer M8	8 pieces	
4. Spring washer M8	8 pieces	

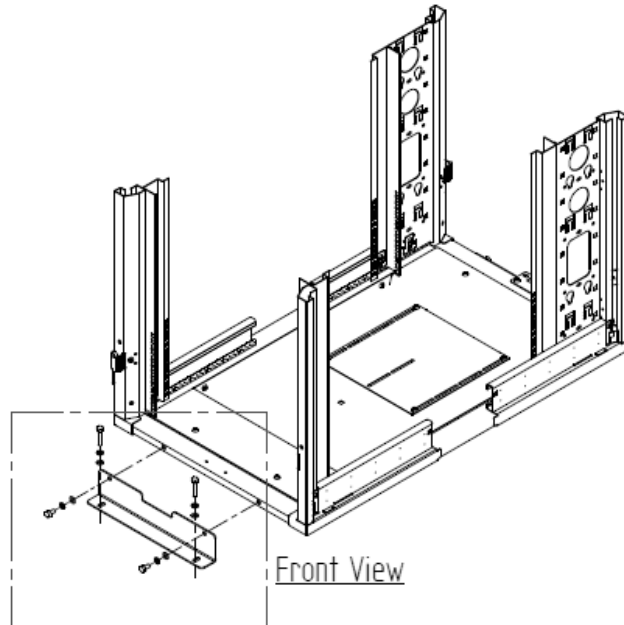


Installation

1. Put Bolt down bracket at appropriate location at front and rear rack.
2. Mask two holes at front and two holes at the rear of rack on cement floor surface.
3. Drill four holes on cement floor. (Depended on anchoring set you bought)
4. Fix two Bolt down brackets to Frame bottom of Arion rack with M8x15 hex screw , M8 washer and M8 spring washer at each position loosely.
5. Fix two Bolt down bracket to cement floor with your anchoring hardware
6. Tighten M8x15 hex screw with 75-90 inch lbs torque.
7. Tighten your anchoring hardware per specification.

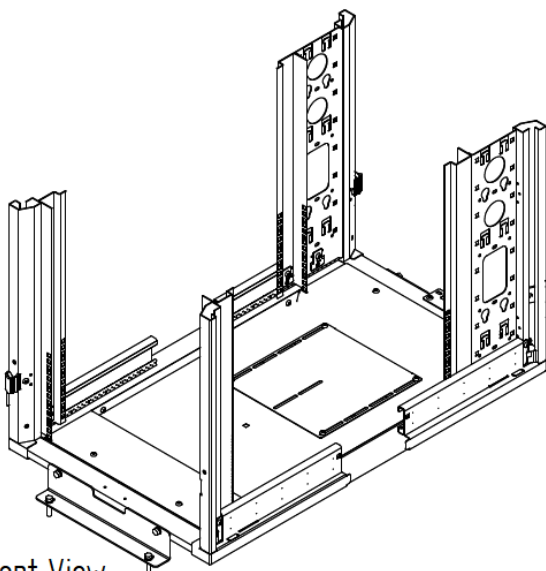


DETAIL A

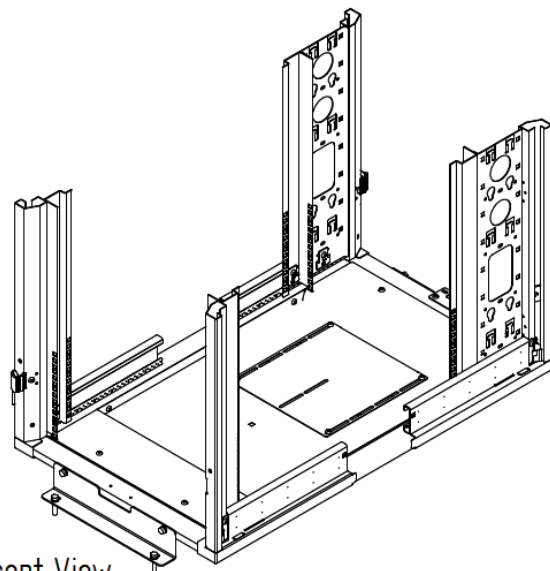


Front View

A



Front View



Front View

Note : Torque 75-90 and 110-130 in lbs

